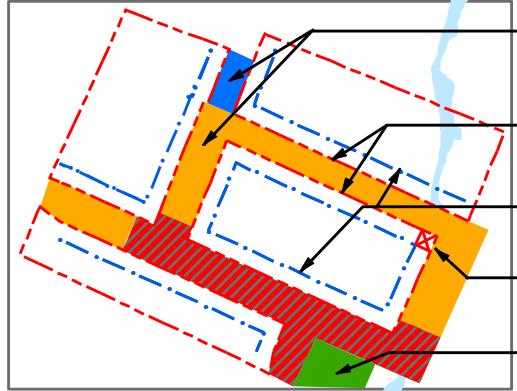


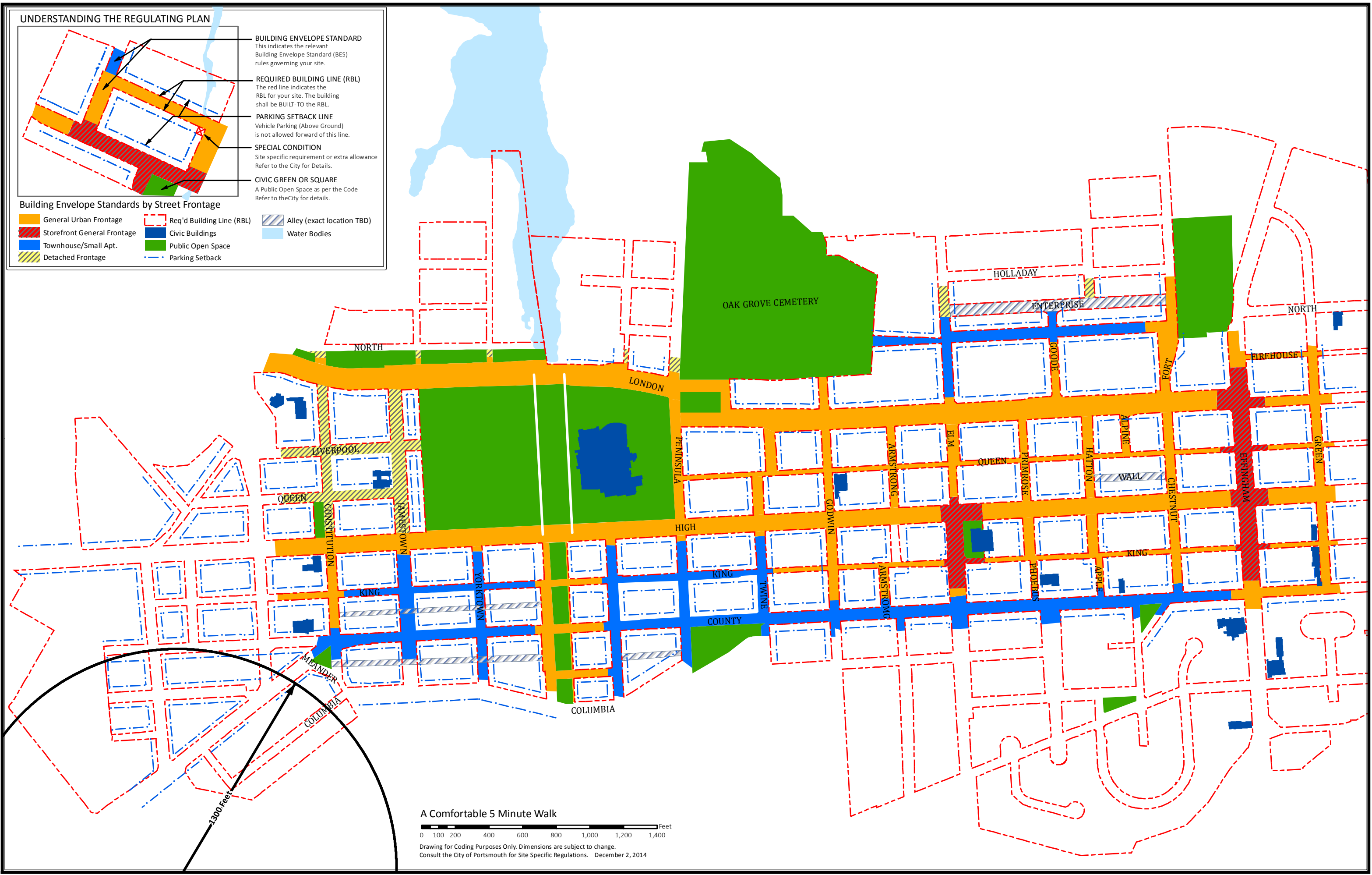
**UNDERSTANDING THE REGULATING PLAN**



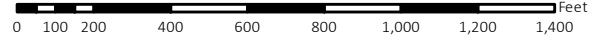
- BUILDING ENVELOPE STANDARD**  
This indicates the relevant Building Envelope Standard (BES) rules governing your site.
- REQUIRED BUILDING LINE (RBL)**  
The red line indicates the RBL for your site. The building shall be BUILT-TO the RBL.
- PARKING SETBACK LINE**  
Vehicle Parking (Above Ground) is not allowed forward of this line.
- SPECIAL CONDITION**  
Site specific requirement or extra allowance. Refer to the City for Details.
- CIVIC GREEN OR SQUARE**  
A Public Open Space as per the Code. Refer to the City for details.

**Building Envelope Standards by Street Frontage**

- General Urban Frontage (Yellow)
- Storefront General Frontage (Red Hatched)
- Townhouse/Small Apt. (Blue)
- Detached Frontage (Green Hatched)
- Req'd Building Line (RBL) (Red Dashed)
- Civic Buildings (Dark Blue)
- Public Open Space (Green)
- Parking Setback (Blue Dashed)
- Alley (exact location TBD) (Hatched)
- Water Bodies (Light Blue)



A Comfortable 5 Minute Walk



Drawing for Coding Purposes Only. Dimensions are subject to change. Consult the City of Portsmouth for Site Specific Regulations. December 2, 2014