

**City of Portsmouth  
Fiscal Year 2007 Adopted Budget**

**Capital Improvements  
Industrial and Economic Development**

<u>Project Title</u>	Appropriate	FY 2007	<i>Un-Appropriated Subsequent Years</i>				5 Year	CIP
	To Date	Adopted	FY 2008	FY 2009	FY 2010	FY 2011	Total	Total
City Gateways	300,000	200,000	200,000	200,000	200,000	200,000	1,000,000	1,300,000
Economic Development - GOF Grant Match - Maersk	450,000	500,000	-	-	-	-	500,000	950,000
Major Landscaping	250,000	-	-	-	-	-	-	250,000
Midtown Redevelopment	6,624,393	-	-	-	-	-	-	6,624,393
Navy YMCA	-	500,000	-	-	-	-	500,000	500,000
Pac (ntelos Pavilion) - Canopy	3,410,467	-	-	-	-	-	-	3,410,467
Path of History (Glory)	238,540	-	-	-	-	-	-	238,540
The MAST Center	-	187,500	-	-	-	-	187,500	187,500
Tidewater Community College Infrastructure	-	2,000,000	4,000,000	-	-	-	6,000,000	6,000,000
Tower Mall Redevelopment	5,558,000	-	-	-	-	-	-	5,558,000
Walking Path	50,000	-	-	-	-	-	-	50,000
<b>Total Project Cost</b>	<b>16,881,400</b>	<b>3,387,500</b>	<b>4,200,000</b>	<b>200,000</b>	<b>200,000</b>	<b>200,000</b>	<b>8,187,500</b>	<b>25,068,900</b>
<b><u>Debt Funding</u></b>								
General Obligation Bond	11,649,007	2,200,000	2,100,000	200,000	200,000	200,000	4,900,000	16,549,007
Revenue Bond Financing	3,500,000	-	-	-	-	-	-	3,500,000
<b>Debt Funding Funding</b>	<b>15,149,007</b>	<b>2,200,000</b>	<b>2,100,000</b>	<b>200,000</b>	<b>200,000</b>	<b>200,000</b>	<b>4,900,000</b>	<b>20,049,007</b>
<b><u>Other Funding</u></b>								
Cash Funding	58,000	-	-	-	-	-	-	58,000
CIP Transfer from General Fund	-	187,500	2,100,000	-	-	-	2,287,500	2,287,500
Community Share Incentive Fund	250,000	-	-	-	-	-	-	250,000
Sale of Property	1,174,393	1,000,000	-	-	-	-	1,000,000	2,174,393
Transfer from Stormwater Fund	250,000	-	-	-	-	-	-	250,000
<b>Balance</b>								
<b>Other Funding Funding</b>	<b>1,732,393</b>	<b>1,187,500</b>	<b>2,100,000</b>	<b>-</b>	<b>-</b>	<b>-</b>	<b>3,287,500</b>	<b>5,019,893</b>
<b>Total Funding</b>	<b>16,881,400</b>	<b>3,387,500</b>	<b>4,200,000</b>	<b>200,000</b>	<b>200,000</b>	<b>200,000</b>	<b>8,187,500</b>	<b>25,068,900</b>

**City of Portsmouth  
Fiscal Year 2007 Adopted Budget**

**Capital Improvements  
Industrial and Economic Development**

**Project: 93943**      **Title: City Gateways**      **Status: Proposed**

**Comprehensive Plan Information**

**Project Location**

**CIE Project:**      **Plan Reference:**      **District:**  
**LOS/Concurrency:**      **Project Need: Growth, Other**      **Location: Undefined**

**Programmed Funding**

Programmed Funding	Appropriated To Date	Budgeted FY 2007	<i>Non-Appropriated Programmed CIP Funding</i>				Future Funding
			FY 2008	FY 2009	FY 2010	FY 2011	
1,300,000	300,000	200,000	200,000	200,000	200,000	200,000	0

**Description and Scope**

Funding will provide for the renovation of median strips and signage for all City Facilities. Services will be provided in house for the median strip and contractually for signage activities.

**Rationale**

**Funding Strategy**

Estimated funding needs of \$200,000 in FY07 and \$200,000 in the out years will maintain this core service.

**Project Map**

**Schedule of Activities**

**VARIOUS  
LOCATIONS  
CITYWIDE**

<u>Project Activities</u>	<u>From - To</u>	<u>Amount</u>
Project Management	07/05 - 06/06	300,000
Construction	07/06 - 06/11	1,000,000
<b>Total Budgetary Cost Estimate:</b>		<b>1,300,000</b>

**Means of Financing**

<u>Funding Source</u>	<u>Amount</u>
General Obligation Bond Financing	1,300,000
<b>Total Programmed Funding:</b>	<b>1,300,000</b>
<b>Future Funding Requirements:</b>	<b>0</b>

**City of Portsmouth  
Fiscal Year 2007 Adopted Budget**

**Capital Improvements  
Industrial and Economic Development**

**Project:** 93946      **Title:** Economic Development - GOF Grant Match - Maersk      **Status:** Proposed

**Comprehensive Plan Information**

**Project Location**

**CIE Project:**      **Plan Reference:**      **District:**  
**LOS/Concurrency:**      **Project Need: Growth, Other**      **Location: Undefined**

**Programmed Funding**

Programmed Funding	Appropriated To Date	Budgeted FY 2007	<i>Non-Appropriated Programmed CIP Funding</i>				Future Funding
			FY 2008	FY 2009	FY 2010	FY 2011	
950,000	450,000	500,000	0	0	0	0	0

**Description and Scope**

Funding for infrastructure improvements which will support a new \$450 million port-related industrial development activity. Requested funding provides the match for the Governor's Opportunities funds. Project will focus on providing neighborhood emergency access.

**Rationale**

**Funding Strategy**

This project is being funded by land sale proceeds of business park parcels.

**Project Map**

**Schedule of Activities**

**MAP NOT  
APPLICABLE**

<u>Project Activities</u>	<u>From - To</u>	<u>Amount</u>
Project Management	07/06 - 06/07	950,000
<b>Total Budgetary Cost Estimate:</b>		<u>950,000</u>

**Means of Financing**

<u>Funding Source</u>	<u>Amount</u>
General Obligation Bond Financing	450,000
Sale of Property	500,000
<b>Total Programmed Funding:</b>	<u>950,000</u>
<b>Future Funding Requirements:</b>	0

**City of Portsmouth  
Fiscal Year 2007 Adopted Budget**

**Capital Improvements  
Industrial and Economic Development**

**Project:** 93936      **Title:** Major Landscaping      **Status:** Proposed

Comprehensive Plan Information		Project Location
<b>CIE Project:</b> LOS/Concurrency:	<b>Plan Reference:</b> Project Need: Growth, Deficiency, Other	<b>District:</b> Location: Undefined

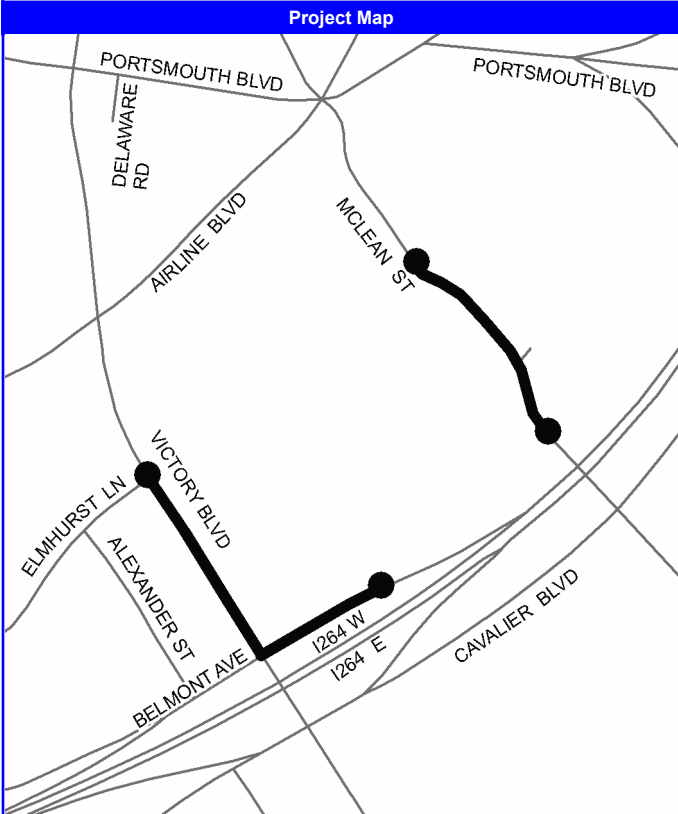
Programmed Funding							
Programmed Funding	Appropriated To Date	Budgeted FY 2007	Non-Appropriated Programmed CIP Funding				Future Funding
			FY 2008	FY 2009	FY 2010	FY 2011	
250,000	250,000	0	0	0	0	0	0

**Description and Scope**

Landscaping to provide ROW aesthetic improvements to the recently redeveloped Victory Crossing shopping area.

**Rationale**

**Funding Strategy**



Schedule of Activities		
Project Activities	From - To	Amount
Project Management	07/05 - 06/06	250,000
<b>Total Budgetary Cost Estimate:</b>		<b>250,000</b>
Means of Financing		
Funding Source	Amount	
Community Share Incentive Fund	250,000	
<b>Total Programmed Funding:</b>		<b>250,000</b>
<b>Future Funding Requirements:</b>		<b>0</b>

**City of Portsmouth  
Fiscal Year 2007 Adopted Budget**

**Capital Improvements  
Industrial and Economic Development**

**Project: 93932**      **Title: Midtown Redevelopment**      **Status: Proposed**

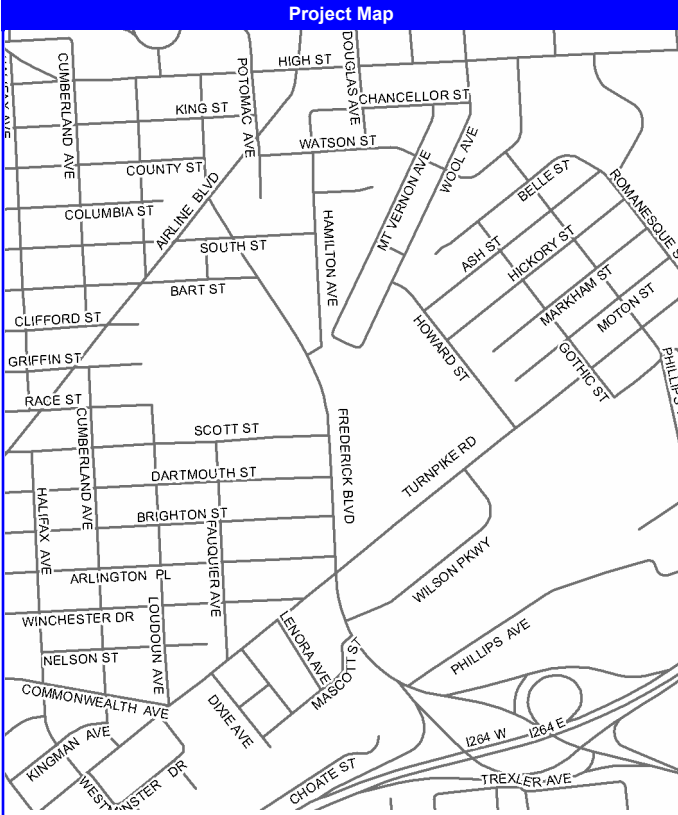
<b>Comprehensive Plan Information</b>		<b>Project Location</b>
<b>CIE Project:</b> LOS/Concurrency:	<b>Plan Reference:</b> Project Need: Growth, Other	<b>District:</b> Location: Midtown

Programmed Funding							
Programmed Funding	Appropriated To Date	Budgeted FY 2007	Non-Appropriated Programmed CIP Funding				Future Funding
			FY 2008	FY 2009	FY 2010	FY 2011	
6,624,393	6,624,393	0	0	0	0	0	-474,393

**Description and Scope**  
Funding provided for property acquisition in the Midtown business area.

**Rationale**

**Funding Strategy**  
Land sale proceeds are being used to fund a portion of the project and come from the sale of midtown property to Wal-mart.



Schedule of Activities		
Project Activities	From - To	Amount
Project Management	07/06 - 06/07	6,150,000
<b>Total Budgetary Cost Estimate:</b>		6,150,000
Means of Financing		
Funding Source	Amount	
General Obligation Bond	5,450,000	
Sale of Property	1,174,393	
<b>Total Programmed Funding:</b>		6,624,393
<b>Future Funding Requirements:</b>		-474,393

**City of Portsmouth  
Fiscal Year 2007 Adopted Budget**

**Capital Improvements  
Industrial and Economic Development**

**Project:** 93949      **Title:** Navy YMCA      **Status:** Adopted - New Project

**Comprehensive Plan Information**

**Project Location**

**CIE Project:** N/A      **Plan Reference:** A Robust and Prospering E      **District:**  
**LOS/Concurrency:** N/A      **Project Need:** N/A      **Location:** 517 King St.

**Programmed Funding**

Programmed Funding	Appropriated To Date	Budgeted FY 2007	Non-Appropriated Programmed CIP Funding				Future Funding
			FY 2008	FY 2009	FY 2010	FY 2011	
500,000	0	500,000	0	0	0	0	0

**Description and Scope**

This building known as the Navy YMCA was originally built in 1916 and an addition built in 1949. The building is approximately 22,000 square feet. The current owner is the Navy who will pass ownership to the city subject to the city being responsible for the environmental cleanup of the building.

**Rationale**

The \$500,000 request would fund the environmental clean up of the building. The city could then put out an RFP for a developer to renovate the building. There has been developer interest in the building.

**Funding Strategy**

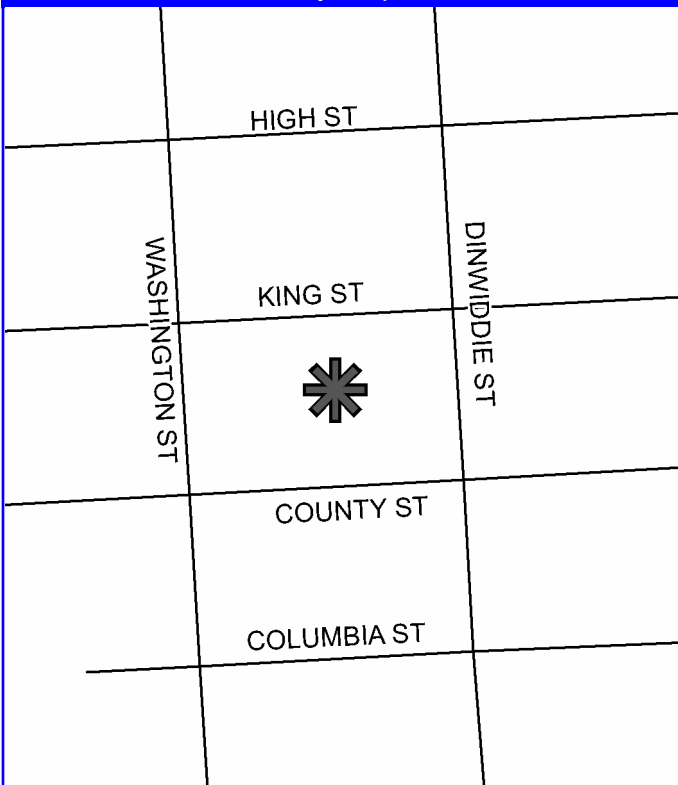
Project is financed through land sale proceeds from the Navy YMCA property.

**Operating Budget Impacts**

If the building is passed on to a developer, it should not have an impact on the operating budget.

**Project Map**

**Schedule of Activities**



Project Activities	From - To	Amount
Project Management	07/06 - 06/07	500,000
<b>Total Budgetary Cost Estimate:</b>		500,000
Means of Financing		
Funding Source	Amount	
Sale of Property	500,000	
<b>Total Programmed Funding:</b>		500,000
<b>Future Funding Requirements:</b>		0

**City of Portsmouth  
Fiscal Year 2007 Adopted Budget**

**Capital Improvements  
Industrial and Economic Development**

**Project:** 93937      **Title:** Pac (ntelos Pavilion) - Canopy      **Status:** Active Project

**Comprehensive Plan Information**

**Project Location**

**CIE Project:**      **Plan Reference:**      **District:**  
**LOS/Concurrency:**      **Project Need: Growth, Other**      **Location: Undefined**

**Programmed Funding**

Programmed Funding	Appropriated To Date	Budgeted FY 2007	Non-Appropriated Programmed CIP Funding				Future Funding
			FY 2008	FY 2009	FY 2010	FY 2011	
3,410,467	3,410,467	0	0	0	0	0	0

**Description and Scope**

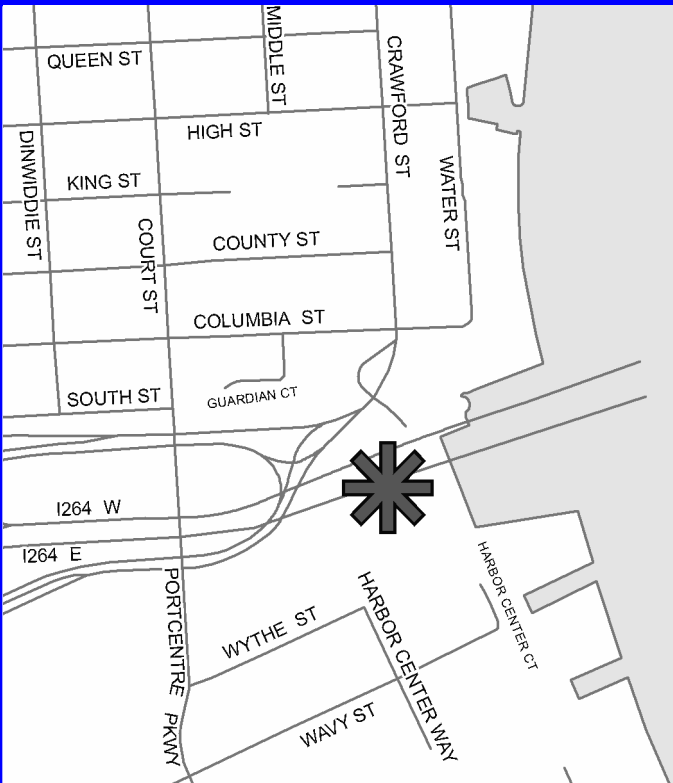
Funding for the replacement of the canopy, correction of drainage and additions to the structure.

**Rationale**

**Funding Strategy**

**Project Map**

**Schedule of Activities**



Project Activities	From - To	Amount
Project Management	07/04 - 06/05	3,410,467
<b>Total Budgetary Cost Estimate:</b>		<b>3,410,467</b>
Means of Financing		
Funding Source	Amount	
General Obligation Bond Financing	3,160,467	
Transfer from Stormwater Fund Balance	250,000	
<b>Total Programmed Funding:</b>	<b>3,410,467</b>	
<b>Future Funding Requirements:</b>	<b>0</b>	

**City of Portsmouth  
Fiscal Year 2007 Adopted Budget**

**Capital Improvements  
Industrial and Economic Development**

**Project:** 93938      **Title:** Path of History (Glory)      **Status:** Proposed

<b>Comprehensive Plan Information</b>		<b>Project Location</b>
<b>CIE Project:</b>	<b>Plan Reference:</b>	<b>District:</b>
<b>LOS/Concurrency:</b>	<b>Project Need: Growth, Other</b>	<b>Location: Undefined</b>

Programmed Funding							
Programmed Funding	Appropriated To Date	Budgeted FY 2007	<i>Non-Appropriated Programmed CIP Funding</i>				Future Funding
			FY 2008	FY 2009	FY 2010	FY 2011	
238,540	238,540	0	0	0	0	0	0

**Description and Scope**

Funding for the creation of a brick walkway extending between two brass Navy ship propellers. The walkway will highlight Naval artifacts and history. The Path of History will eventually extend from the Norfolk Naval Shipyard to the Naval hospital complex.

**Rationale**

**Funding Strategy**

Project Map	Schedule of Activities									
	<table border="1" style="width:100%"> <thead> <tr> <th>Project Activities</th> <th>From - To</th> <th>Amount</th> </tr> </thead> <tbody> <tr> <td>Project Management</td> <td>07/06 - 06/07</td> <td align="right">238,540</td> </tr> <tr> <td align="right" colspan="2"><b>Total Budgetary Cost Estimate:</b></td> <td align="right"><b>238,540</b></td> </tr> </tbody> </table>	Project Activities	From - To	Amount	Project Management	07/06 - 06/07	238,540	<b>Total Budgetary Cost Estimate:</b>		<b>238,540</b>
	Project Activities	From - To	Amount							
	Project Management	07/06 - 06/07	238,540							
	<b>Total Budgetary Cost Estimate:</b>		<b>238,540</b>							
<b>Means of Financing</b>										
<table border="1" style="width:100%"> <thead> <tr> <th>Funding Source</th> <th>Amount</th> </tr> </thead> <tbody> <tr> <td>General Obligation Bond Financing</td> <td align="right">238,540</td> </tr> <tr> <td align="right"><b>Total Programmed Funding:</b></td> <td align="right"><b>238,540</b></td> </tr> <tr> <td align="right"><b>Future Funding Requirements:</b></td> <td align="right"><b>0</b></td> </tr> </tbody> </table>	Funding Source	Amount	General Obligation Bond Financing	238,540	<b>Total Programmed Funding:</b>	<b>238,540</b>	<b>Future Funding Requirements:</b>	<b>0</b>		
Funding Source	Amount									
General Obligation Bond Financing	238,540									
<b>Total Programmed Funding:</b>	<b>238,540</b>									
<b>Future Funding Requirements:</b>	<b>0</b>									

**City of Portsmouth  
Fiscal Year 2007 Adopted Budget**

**Capital Improvements  
Industrial and Economic Development**

**Project:** 93950      **Title:** The MAST Center      **Status:** Adopted - New Project

**Comprehensive Plan Information**      **Project Location**

**CIE Project:**      **Plan Reference:**      **District:**  
**LOS/Concurrency:**      **Project Need: Growth, Other**      **Location:**

**Programmed Funding**

Programmed Funding	Appropriated To Date	Budgeted FY 2007	Non-Appropriated Programmed CIP Funding				Future Funding
			FY 2008	FY 2009	FY 2010	FY 2011	
187,500	0	187,500	0	0	0	0	0

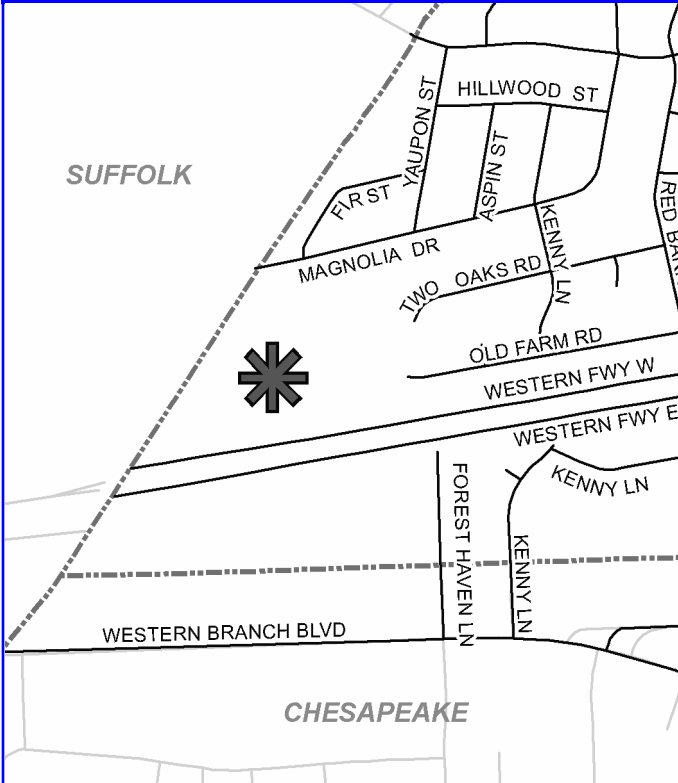
**Description and Scope**

The MAST Center is a new development occupying land in both Portsmouth and Suffolk. This multi-jurisdictional project will locate 5 new buildings in Suffolk and 4 in Portsmouth. The high-tech center is a collaborative effort with Old Dominion University and provides positive economic development for both cities. This funding represents the City of Portsmouth's contribution to the project.

**Rationale**

**Funding Strategy**

**Project Map**      **Schedule of Activities**



Project Activities	From - To	Amount
Project Management	07/06 - 06/07	187,500
<b>Total Budgetary Cost Estimate:</b>		<b>187,500</b>

**Means of Financing**

Funding Source	Amount
CIP Transfer from General Fund	187,500
<b>Total Programmed Funding:</b>	<b>187,500</b>
<b>Future Funding Requirements:</b>	<b>0</b>

**City of Portsmouth  
Fiscal Year 2007 Adopted Budget**

**Capital Improvements  
Industrial and Economic Development**

**Project: 93948**      **Title: Tidewater Community College Infrastructure**      **Status: Adopted - New Project**

**Comprehensive Plan Information**

**Project Location**

**CIE Project: N/A**      **Plan Reference: Life Long Learning**      **District:**  
**LOS/Concurrency: N/A**      **Commitment Need: N/A**      **Location: Victory Park**

**Programmed Funding**

Programmed Funding	Appropriated To Date	Budgeted FY 2007	Non-Appropriated Programmed CIP Funding				Future Funding
			FY 2008	FY 2009	FY 2010	FY 2011	
6,000,000	0	2,000,000	4,000,000	0	0	0	0

**Description and Scope**

The Tidewater Community College Portsmouth Campus is relocating to a new facility built on 35 acres in the Victory Commerce Park located adjacent to Victory Boulevard and I-264. The City of Portsmouth's commitment is to provide the necessary roadways, utilities and stormwater facilities within five (5) feet of the proposed campus buildings.

**Rationale**

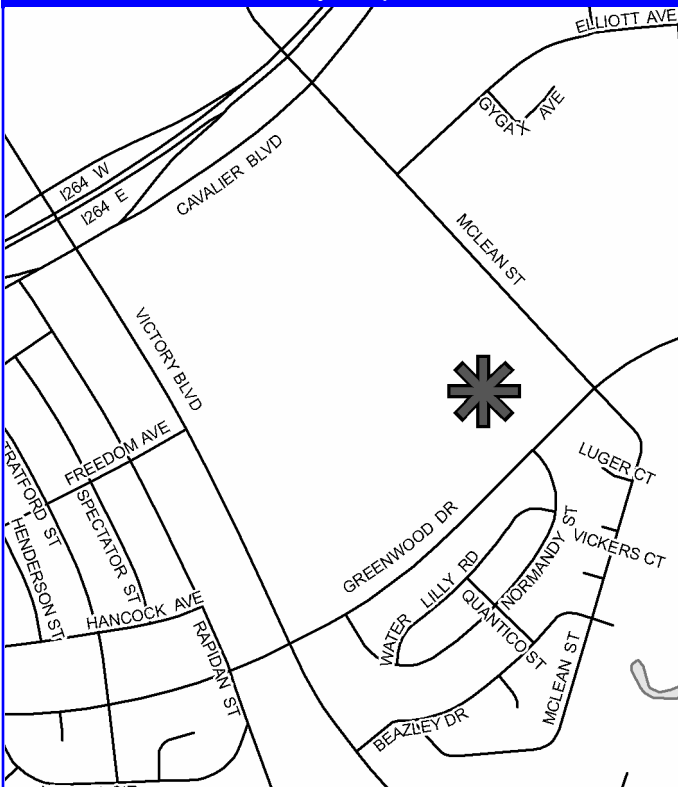
This project should serve as an anchor for other businesses to locate in the proposed adjacent business park. The project was approved by the City Council as one of its top six priorities.

**Funding Strategy**

The City's monetary commitment on the infrastructure is limited to a \$6 million cap.

**Project Map**

**Schedule of Activities**



Project Activities	From - To	Amount
Project Management		
Construction	07/06 - 06/07	6,000,000
<b>Total Budgetary Cost Estimate:</b>		<b>6,000,000</b>
Means of Financing		
Funding Source	Amount	
CIP Transfer from General Fund	2,100,000	
General Obligation Bond Financing	3,900,000	
<b>Total Programmed Funding:</b>	<b>6,000,000</b>	
<b>Future Funding Requirements:</b>	<b>0</b>	

**City of Portsmouth  
Fiscal Year 2007 Adopted Budget**

**Capital Improvements  
Industrial and Economic Development**

**Project: 93930** | **Title: Tower Mall Redevelopment** | **Status: Proposed**

Comprehensive Plan Information		Project Location
<b>CIE Project:</b>	<b>Plan Reference:</b>	<b>District:</b>
<b>LOS/Concurrency:</b>	<b>Project Need: Growth, Other</b>	<b>Location: Undefined</b>

Programmed Funding							
Programmed Funding	Appropriated To Date	Budgeted FY 2007	Non-Appropriated Programmed CIP Funding				Future Funding
			FY 2008	FY 2009	FY 2010	FY 2011	
5,558,000	5,558,000	0	0	0	0	0	0

**Description and Scope**

Funding provided for the redevelopment of old Tower Mall into the new Victory Crossing Shopping Center

**Rationale**

**Funding Strategy**



Project Map	Schedule of Activities
-------------	------------------------



Project Activities	From - To	Amount
Project Management	07/06 - 06/07	5,558,000
<b>Total Budgetary Cost Estimate:</b>		<b>5,558,000</b>
Means of Financing		
Funding Source	Amount	
Cash Funding	58,000	
General Obligation Bond Financing	2,000,000	
Revenue Bond Financing	3,500,000	
<b>Total Programmed Funding:</b>	<b>5,558,000</b>	
<b>Future Funding Requirements:</b>	<b>0</b>	

**City of Portsmouth  
Fiscal Year 2007 Adopted Budget**

**Capital Improvements  
Industrial and Economic Development**

**Project:** 93947      **Title:** Walking Path      **Status:** Proposed

**Comprehensive Plan Information**      **Project Location**

**CIE Project:**      **Plan Reference:**      **District:**  
**LOS/Concurrency:**      **Project Need: Growth, Deficiency, Other**      **Location: Undefined**

**Programmed Funding**

Programmed Funding	Appropriated To Date	Budgeted FY 2007	Non-Appropriated Programmed CIP Funding				Future Funding
			FY 2008	FY 2009	FY 2010	FY 2011	
50,000	50,000	0	0	0	0	0	0

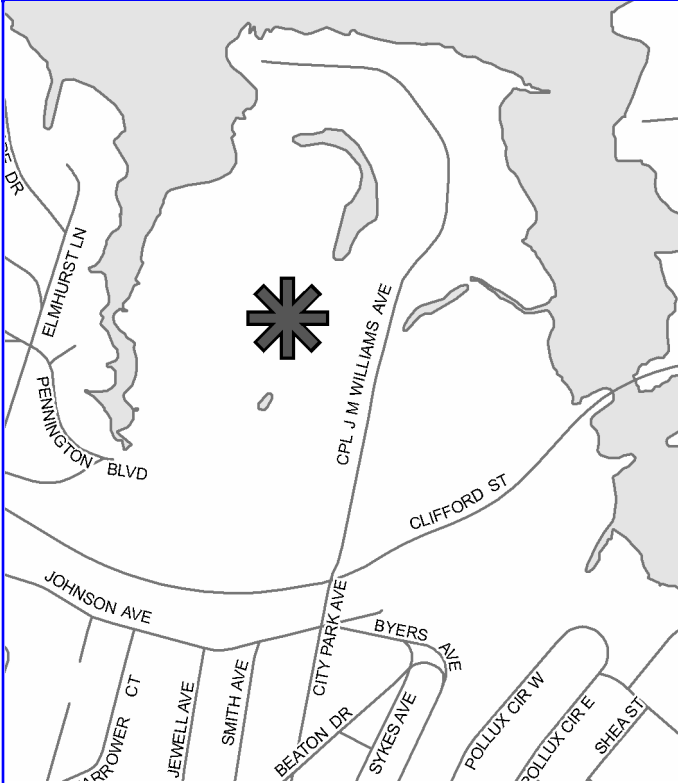
**Description and Scope**

Funding is provided for a walking path in City Park.

**Rationale**

**Funding Strategy**

**Project Map**      **Schedule of Activities**



Project Activities	From - To	Amount
Project Management	07/06 - 06/07	50,000
<b>Total Budgetary Cost Estimate:</b>		<b>50,000</b>
Means of Financing		
Funding Source	Amount	
General Obligation Bond Financing	50,000	
<b>Total Programmed Funding:</b>		<b>50,000</b>
<b>Future Funding Requirements:</b>		<b>0</b>